

# PattonPak Hermetic Condensing Units



# Condensing Units



- Reliable and efficient Danfoss Hermetic Compressors.
- EC fans for additional energy savings and stable condensing.
- Supplied c/w compact HP safety & adjustable LP, Crankcase Heater, Oil Separator, Liquid Receiver, Liquid Line Drier & Sightglass, Suction Filter & Accumulator, Electrical box fully wired c/w Main Isolator in a ColorBond housing.
- All condenser coils supplied with "Patton Coat" fin and coil protective coating.

## PMTZ HERMETIC 650 - 1350



### CAPACITY (kW) @ 32°C Ambient

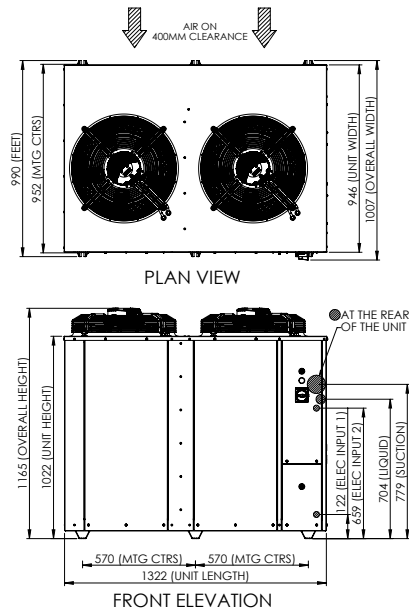
Model	Nom. hp	Refrigerant	Evaporating Temp °C							
			-25	-20	-15	-10	-5	0	5	10
PMTZ650	6.5	R134a	-	3.04	4.24	5.75	7.61	9.88	12.60	15.81
		R404A	4.78	6.49	8.55	10.99	13.88	17.26	-	-
		R449A	4.29	5.93	7.94	10.36	13.24	16.63	-	-
PMTZ850	8.5	R134a	-	3.39	4.93	6.84	9.19	12.05	15.48	19.54
		R404A	5.20	7.33	9.87	12.89	16.46	20.65	-	-
		R449A	4.41	6.34	8.75	11.70	15.29	19.57	-	-
PMTZ1000	10	R134a	-	4.30	6.22	8.58	11.47	14.96	19.11	24.01
		R404A	6.98	9.54	12.68	16.50	21.06	26.45	-	-
		R449A	5.93	8.53	11.77	15.75	20.56	26.32	-	-
PMTZ1200	12	R134a	-	5.82	8.20	11.09	14.56	18.69	23.55	29.22
		R404A	8.50	11.50	15.11	19.42	24.52	30.49	-	-
		R449A	7.71	10.58	14.03	18.17	23.08	28.85	-	-
PMTZ1350	13.5	R134a	-	7.06	9.56	12.64	16.37	20.84	26.13	32.30
		R404A	9.36	12.65	16.61	21.32	26.89	33.41	-	-
		R449A	8.84	12.14	16.10	20.84	26.47	33.08	-	-

R449A operating at -25, the suction superheat must be 10K (max. of 15K). Compressor warranty is void outside these operating conditions.

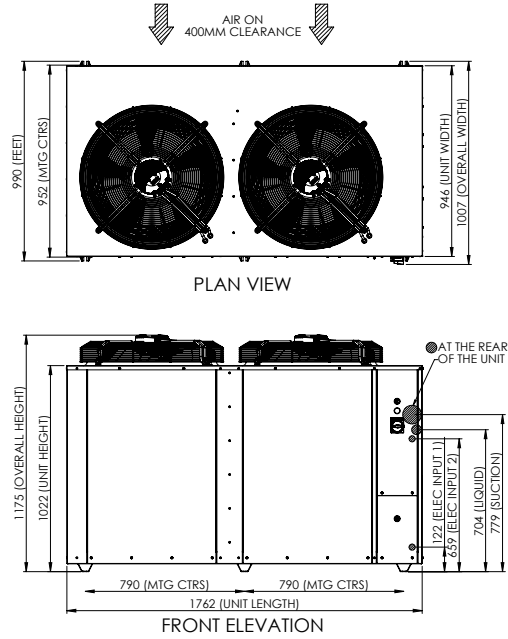
All R134a applications are suitable for R513A. For all applications outside the listings please contact your local branch.

## DIMENSIONS

PMTZ650  
PMTZ850  
PMTZ1000



PMTZ1200  
PMTZ1350



NTS (mm)

## TECHNICAL DATA

MODEL	COMPRESSOR					CONDENSER			RECEIVER	CONNECTION		Wgt (kg)	
	NOM. hp	MODEL	VOLTAGE	RLA Amps	LRA Amps	Model	Fan Motor(s)			Capacity (kg) (2)	Suction		Liquid
							No. (1)	Tot. Watts	Tot. Amps				
PMTZ650	6.5	MTZ80-4VI	380-420/3/50	18.5	80	CPK650	2 x 500	1300	5.8	8.8	7/8"	5/8"	135
PMTZ850	8.5	MTZ100-4VI	380-420/3/50	22	90	CPK800	2 x 500	1300	5.8	10.4	1-1/8"	5/8"	185
PMTZ1000	10	MTZ125-4VI	380-420/3/50	27	105	CPK1000	2 x 500	1300	5.8	10.4	1-3/8"	5/8"	214
PMTZ1200	12	MTZ144-4VI	380-420/3/50	30	115	CPK1200	2 x 630	1240	5.4	10.4	1-3/8"	5/8"	224
PMTZ1350	13.5	MTZ160-4VI	380-420/3/50	36	130	CPK1300	2 x 630	1240	5.4	10.4	1-3/8"	5/8"	231

Unit available accessories: Solenoid valve, Soft starter (MCD500).

### NOTES:

- All fans are EC 220-240/1/50.
- 2.R404A pump down capacity @ 80% full for 32°C liquid temp.
3. Electrically complies to AS/NZS 60335.2.89 : 2002 + A1 - A3 (selected clauses).

### WARRANTY TERMS:

Unit warranty is conditional on the commission sheet completed in full and returned to branch of purchase within 5 days of commissioning.

# Condensing Units



- Reliable and efficient Embraco and Copeland Hermetic Compressors
- Supplied c/w HP/LP, Crankcase Heater, Oil Separator, Liquid Receiver, Liquid Line Drier & Sightglass, Suction Accumulator, Electrical box fully wired c/w Main Isolator in a ColorBond housing
- Twin fan models include fan cycling pressure switch
- All condenser coils supplied with "Patton Coat" fin and coil protective coating.

## PEM/PCC HERMETIC 100 - 500

1 5 hp

embraco COPELAND™

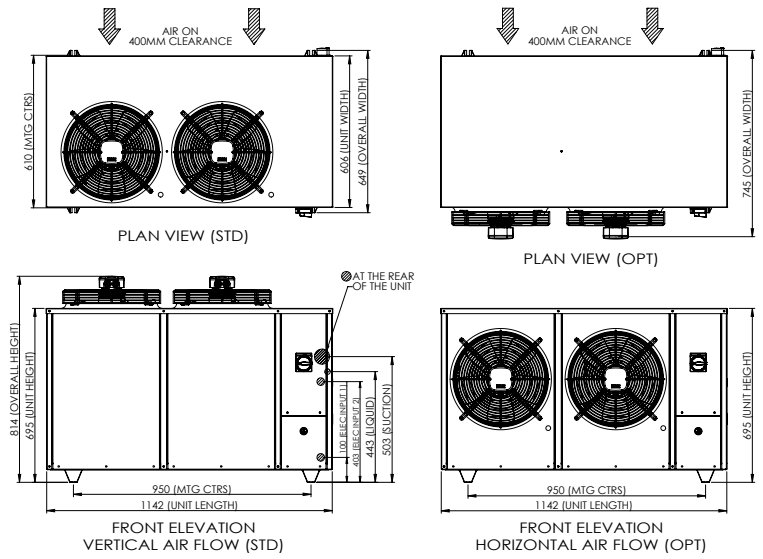
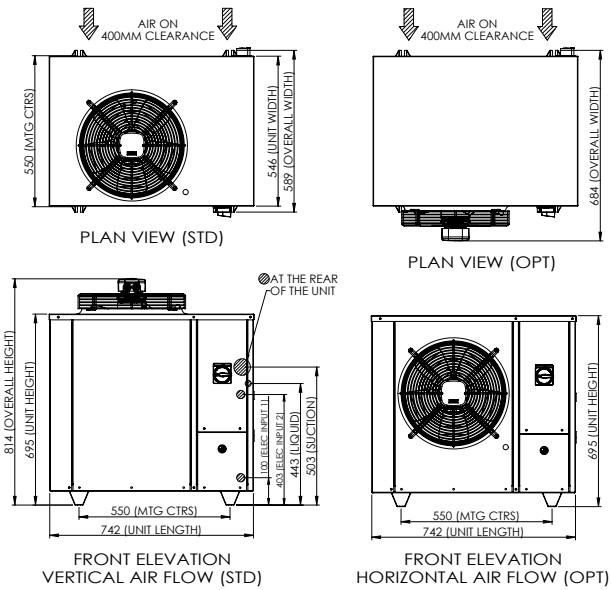
### CAPACITY (Watts) @ 32°C Ambient

Model	Nom. hp	Refrigerant	Evaporating Temp °C								
			-30	-25	-20	-15	-10	-5	0	5	10
PEMS100	1.0	R404A	-	-	-	1470	1850	2250	2600	2950	-
PEMS125	1.3	R404A	-	-	-	1820	2330	2800	3300	3800	-
PEMS150	1.5	R404A	-	-	-	2300	2850	3300	3850	4300	-
PCCS175	1.8	R134a	-	-	-	1180	1560	2090	2790	3410	4150
		R404A	630	1100	1600	2050	2580	3150	3830	-	-
PCCS200	2.0	R134a	-	-	-	1300	1830	2400	3150	3950	4880
		R404A	865	1400	1950	2510	3100	3740	4550	-	-
PCCS225	2.3	R134a	-	-	-	1550	2140	2800	3680	4630	5700
		R404A	1010	1750	2350	2970	3600	4250	5200	-	-
PCCS275	2.8	R134a	-	-	-	2100	2900	3850	4900	6320	7450
		R404A	1460	2200	2900	3800	4800	5810	6800	-	-
PCC225	2.3	R134a	-	-	-	1550	2140	2800	3680	4630	5700
		R404A	1010	1750	2350	2970	3600	4250	5200	-	-
PCC275	2.8	R134a	-	-	-	2100	2900	3850	4900	6320	7450
		R404A	1460	2200	2900	3800	4800	5810	6800	-	-
PCC300	3.0	R134a	-	-	-	2580	3400	4340	5500	6710	7840
		R404A	1980	2650	3360	4180	5250	6300	8180	-	-
PCC400	4.0	R134a	-	-	-	3220	4350	5620	7200	8820	10400
		R404A	2205	3200	4300	5550	6800	8100	10290	-	-
PCC500	5.0	R134a	-	-	-	3970	5200	6700	8500	10110	11640
		R404A	2800	3850	5150	6450	8010	9600	12000	-	-

## DIMENSIONS

PEMS100 PCCS225  
PEMS125 PCCS275  
PEMS150 PCC225  
PCCS175 PCC275  
PCCS200 PCC300

PCC400  
PCC500



NTS (mm)

## TECHNICAL DATA

MODEL	COMPRESSOR					CONDENSER					RECEIVER	CONNECTION		Noise Level (dbA) (3)	Wgt (kg)
	Nom. hp	Model	Voltage	RLA Amps	LRA Amps	Model	Airflow (l/sec)	Fan Motor (1)			Capacity (kg) (2)	Suction	Liquid		
								No. (1)	Watts	Amps					
PEMS100	1.0	NJ9226GK	220-240/1/50	5.5	27.5	CPK100	1048	1 x 350	145	0.7	3.7	5/8"	3/8"	56	72
PEMS125	1.3	NJ9232GK	220-240/1/50	7.6	40.0	CPK100	1048	1 x 350	145	0.7	3.7	5/8"	3/8"	56	72
PEMS150	1.5	NJ9238GK	220-240/1/50	9.0	43.0	CPK200	1007	1 x 350	145	0.7	3.7	5/8"	3/8"	56	72
PCCS175	1.8	CS10K6E-PFJ	220-240/1/50	10.1	55.0	CPK200	1007	1 x 350	145	0.7	3.7	3/4"	3/8"	57	82
PCCS200	2.0	CS12K6E-PFJ	220-240/1/50	10.9	55.0	CPK200	1007	1 x 350	145	0.7	3.7	3/4"	3/8"	58	82
PCCS225	2.3	CS14K6E-PFJ	220-240/1/50	12.5	58.0	CPK230	969	1 x 350	145	0.7	3.7	3/4"	3/8"	58	82
PCCS275	2.8	CS18K6E-PFJ	220-240/1/50	13.6	64.0	CPK250	931	1 x 350	145	0.7	3.7	3/4"	3/8"	58	84
PCC225	2.3	CS14K6E-TFD	380-420/3/50	4.7	28.0	CPK230	969	1 x 350	145	0.7	3.7	3/4"	3/8"	58	82
PCC275	2.8	CS18K6E-TFD	380-420/3/50	5.4	32.7	CPK250	931	1 x 350	145	0.7	3.7	3/4"	3/8"	58	84
PCC300	3.0	CS20K6E-TFD	380-420/3/50	5.1	40.0	CPK300	889	1 x 350	145	0.7	3.7	7/8"	1/2"	58	84
PCC400	4.0	CS27K6E-TFD	380-420/3/50	8.5	55.8	CPK450	1859	2 x 350	290	1.4	6.2	7/8"	1/2"	59	122
PCC500	5.0	CS33K6E-TFD	380-420/3/50	9.9	59.8	CPK500	1787	2 x 350	290	1.4	8.8	7/8"	1/2"	59	124

### NOTES:

- All fans 220-240/1/50
- R404A pump down capacity @ 80% full for 32°C liquid temp.
- All noise level ratings are "free field" based at a distance of 3.0 mtrs from source and are given as a guide only.
- Electrically complies to AS/NZS 60335.2.89 : 2002 + A1 - A3 (selected clauses)

The company reserves the right to make specification changes without notice. NZ 19/03/2021



# Condensing Units



- Reliable and efficient Danfoss Hermetic Compressors
- Supplied c/w HP/LP, Crankcase Heater, Oil Separator, Liquid Receiver, Liquid Line Drier & Sightglass, Suction Accumulator, Electrical box fully wired c/w Main Isolator in a ColorBond housing
- Twin fan models include fan cycling pressure switch
- All condenser coils supplied with "Patton Coat" fin and coil protective coating

## PNTZ HERMETIC 180 - 830

1.8 8.3 hp



### CAPACITY (Watts) @ 32°C Ambient

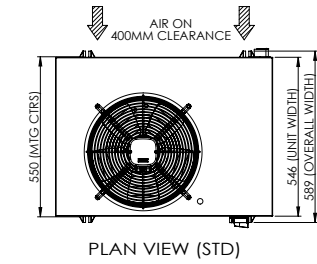
Model	Nom. hp	Refrigerant	Evaporating Temp °C					
			-35	-30	-25	-20	-15	-10
PNTZS180	1.8	R404A	810	1470	1970	2500	3170	3870
PNTZS230	2.3	R404A	1710	2200	2840	3520	4280	5020
PNTZ230	2.3	R404A	1710	2200	2840	3520	4280	5020
PNTZ330	3.3	R404A	2080	2760	3700	4600	5800	7010
PNTZ380	3.8	R404A	2550	3460	4450	5590	7040	8320
PNTZ400	4.0	R404A	3190	4180	5320	6670	8200	9950
PNTZ730	7.3	R404A	4790	6470	8270	10060	12340	14530
PNTZ830	8.3	R404A	6820	9090	11520	14300	17450	20980

**DIMENSIONS**

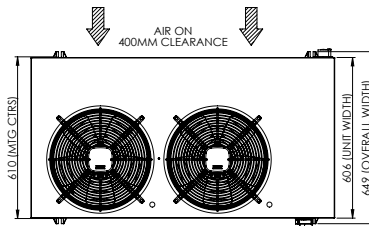
PNTZS180  
PNTZS230  
PNTZ230

PNTZ330  
PNTZ380  
PNTZ400

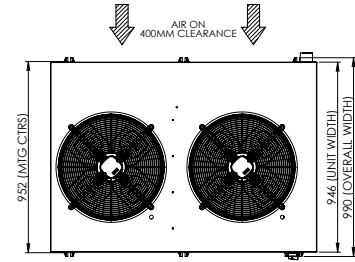
PNTZ730  
PNTZ830



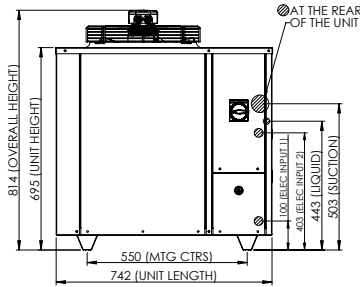
PLAN VIEW (STD)



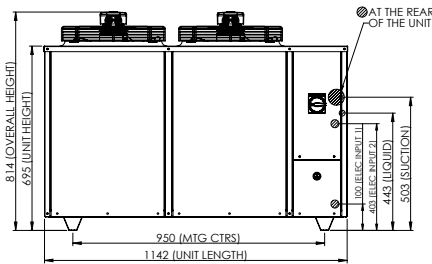
PLAN VIEW (STD)



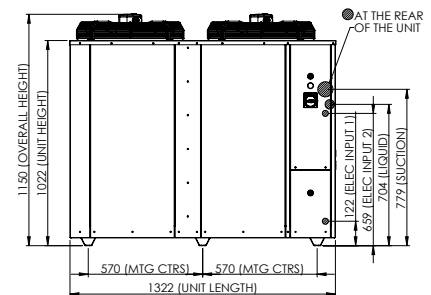
PLAN VIEW VERTICAL AIR FLOW



FRONT ELEVATION VERTICAL AIR FLOW (STD)



FRONT ELEVATION VERTICAL AIR FLOW (STD)



FRONT ELEVATION

NTS (mm)

**TECHNICAL DATA**

MODEL	COMPRESSOR					CONDENSER					RECEIVER	CONNECTION		Noise Level (dba) (3)	Weight (kg)
	NOM. hp	MODEL	VOLTAGE	RLA Amps	LRA Amps	Model	Airflow l/sec	Fan Motor(s)			Capacity (kg) (2)	Suction	Liquid		
								No. (1)	Watts	Amps					
PNTZS180	1.8	NTZ048-5LR1	220-240/1/50	11.0	37.0	CPK200	1007	1 x 350	145	0.7	3.7	3/4"	3/8"	56	85
PNTZS230	2.3	NTZ068-5LR1	220-240/1/50	17.0	53.0	CPK230	931	1 x 350	145	0.7	3.7	3/4"	3/8"	56	85
PNTZ230	2.3	NTZ068-4LR1	380-420/3/50	8.4	25.0	CPK230	931	1 x 350	145	0.7	3.7	3/4"	3/8"	56	85
PNTZ330	3.3	NTZ096-4LR1	380-420/3/50	10.1	32.0	CPK350	1933	2 x 350	290	1.4	6.2	7/8"	1/2"	56	86
PNTZ380	3.8	NTZ108-4LR1	380-420/3/50	12.1	45.0	CPK350	1933	2 x 350	290	1.4	6.2	7/8"	1/2"	58	110
PNTZ400	4.0	NTZ136-4LR1	380-420/3/50	14.3	51.0	CPK450	1859	2 x 350	290	1.4	6.2	7/8"	1/2"	58	114
PNTZ730	7.3	NTZ215-4LR1	380-420/3/50	22.3	74.0	CPK650	4320	2 x 500	1090	4.8	10.4	1-1/8"	1/2"	60	135
PNTZ830	8.3	NTZ271-4LR1	380-420/3/50	27.0	96.0	CPK800	3927	2 x 500	1090	4.8	10.4	1-1/8"	5/8"	60	138

**NOTES:**

- All fans 220-240/1/50
- R404A pump down capacity @ 80% full for 32°C liquid temp.
- All noise level ratings are "free field" based at a distance of 3.0 mtrs from source and are given as a guide only.
- Electrically complies to AS/NZS 60335.2.89 : 2002 + A1 - A3 (selected clauses)

The company reserves the right to make specification changes without notice. NZ 19/03/2021

# PATTON



The company reserves the right to make specification changes without notice. 19/03/2021



[www.pattonnz.com](http://www.pattonnz.com)