


Patton Hermetic Condensing Unit



Air Cooled Condensing Units



- Reliable and efficient Copeland Hermetic Compressors.
- Wide range of factory fitted accessories available.
- All condenser coils supplied with "Patton Coat" fin and coil protective coating.
- Specifically designed for Australasian conditions.

CCN Low / Medium

1 3.3 hp

COPELAND™

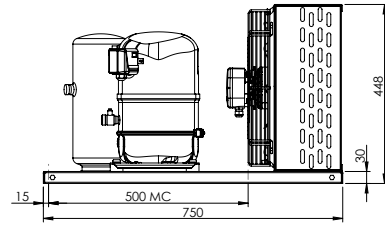
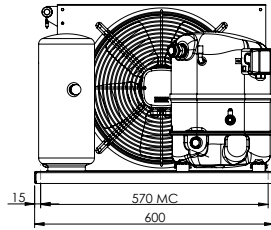
CAPACITY (Watts) @ 32°C Ambient

MODEL	Nom. hp	Refrigerant	Evaporating Temp °C							
			-30	-25	-20	-15	-10	-5	0	5
CCNS100	1.0	R134a	-	-	750	1120	1550	2090	2690	3260
		R404A	660	1230	1650	2040	2550	-	-	-
CCNS120	1.2	R134a	-	-	850	1330	1830	2390	2980	3750
		R404A	880	1320	1780	2290	2900	-	-	-
CCNS140	1.4	R134a	-	-	950	1460	2040	2700	3440	4260
		R404A	1010	1730	2240	2830	3350	-	-	-
CCNS180	1.8	R134a	-	-	1440	2000	2770	3640	4560	5710
		R404A	1120	2090	2820	3650	4360	-	-	-
CCN140	1.4	R134a	-	-	950	1460	2040	2700	3440	4260
		R404A	1010	1730	2240	2830	3350	-	-	-
CCN180	1.8	R134a	-	-	1440	2000	2770	3640	4560	5710
		R404A	1120	2090	2820	3650	4360	-	-	-
CCN200	2.0	R134a	-	-	1720	2410	3190	4090	5100	6220
		R404A	1860	2500	3170	3950	4660	-	-	-
CCN270	2.7	R134a	-	-	2120	3060	4140	5360	6740	8270
		R404A	2300	3250	4250	5220	6410	-	-	-
CCN330	3.3	R134a	-	-	2960	3680	4820	6180	7610	8900
		R404A	2850	3890	4860	5840	6970	-	-	-

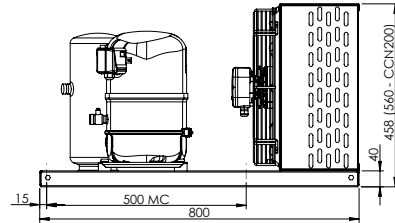
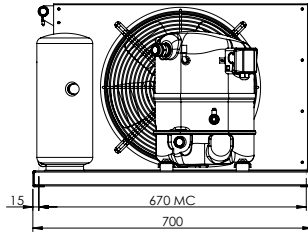
CCN LOW/MED

DIMENSIONS

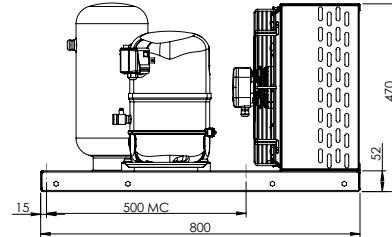
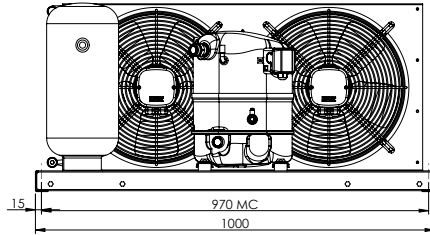
CCNS100
CCNS120
CCNS140
CCN140



CCNS180
CCN180
CCN200



CCN270
CCN330



NTS (mm)
MC = Mounting Bolt Centers
Accessories not shown


TECHNICAL DATA

MODEL	COMPRESSOR					CONDENSER					RECEIVER	CONNECTIONS		Noise Level (dbA) (3)	Wgt (kg)
	Nom. hp	Model	Voltage	RLA Amps	LRA Amps	Model	Airflow (l/sec)	Fan Motors			Capacity (kg) (2)	Suction	Liquid		
								No. (1)	Tot. Watts	Tot. Amps					
CCNS100	1.0	CS10K6E-PFJ	220-240/1/50	10.1	55.0	NQ150	730	1 x 350	145	0.7	3.7	3/4"	3/8"	60	67
CCNS120	1.2	CS12K6E-PFJ	220-240/1/50	10.9	55.0	NQ150	730	1 x 350	145	0.7	3.7	3/4"	3/8"	60	67
CCNS140	1.4	CS14K6E-PFJ	220-240/1/50	12.5	58.0	NQ150	730	1 x 350	145	0.7	3.7	3/4"	3/8"	60	67
CCNS180	1.8	CS18K6E-PFJ	220-240/1/50	13.6	64.0	NQ200	710	1 x 350	145	0.7	3.7	3/4"	3/8"	61	67
CCN140	1.4	CS14K6E-TFD	380-420/3/50	4.7	28.0	NQ150	730	1 x 350	145	0.7	3.7	3/4"	3/8"	60	77
CCN180	1.8	CS18K6E-TFD	380-420/3/50	5.4	32.7	NQ200	710	1 x 350	145	0.7	3.7	3/4"	3/8"	61	77
CCN200	2.0	CS20K6E-TFD	380-420/3/50	5.1	40.0	NQ250	980	1 x 400	260	1.5	3.7	3/4"	1/2"	61	79
CCN270	2.7	CS27K6E-TFD	380-420/3/50	8.5	55.8	NQ300	1460	2 x 350	290	1.5	6.2	7/8"	1/2"	64	90
CCN330	3.3	CS33K6E-TFD	380-420/3/50	9.9	59.8	NQ300	1460	2 x 350	290	1.5	8.8	7/8"	1/2"	64	92

NOTES:

- All fans 220-240/1/50
- R404A pump down capacity @ 80% full for 32° C liquid temp.
- All noise level ratings are "free field" based at a distance of 3.0 mtrs from source and are given as a guide only.

Air Cooled Condensing Units



- Reliable and efficient Copeland Hermetic Compressors.
- Wide range of factory fitted accessories available.
- All condenser coils supplied with "Patton Coat" fin and coil protective coating.
- Specifically designed for Australasian conditions.

CCK Medium / High

1.75 5 hp

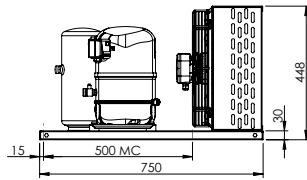
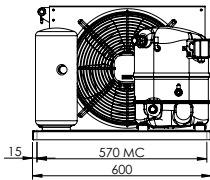
COPELAND™

CAPACITY (Watts) @ 32°C Ambient

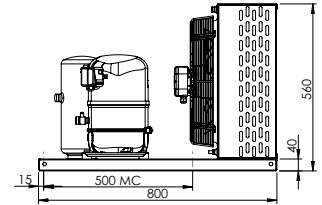
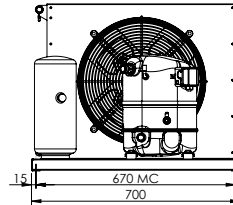
MODEL	Nom. hp	Refrigerant	Evaporating Temp °C							
			-25	-20	-15	-10	-5	0	5	10
CCKS175	1.75	R134a	-	-	1200	1590	2130	2810	3490	4200
		R404A	1250	1710	2180	2710	3310	3940	-	-
CCKS200	2.0	R134a	-	-	1330	1830	2390	2980	3750	4510
		R404A	1320	1780	2290	2900	3380	4230	-	-
CCKS225	2.25	R134a	-	-	1580	2190	2840	3700	4630	5700
		R404A	1820	2420	3050	3720	4380	5250	-	-
CCKS275	2.75	R134a	-	-	2120	2920	3890	4970	6340	7500
		R404A	2200	3060	3970	5010	6030	7060	-	-
CCK225	2.25	R134a	-	-	1580	2190	2840	3700	4630	5700
		R404A	1820	2420	3050	3720	4380	5250	-	-
CCK275	2.75	R134a	-	-	2120	2920	3890	4970	6340	7500
		R404A	2200	3060	3970	5010	6030	7060	-	-
CCK300	3.0	R134a	-	-	2600	3430	4380	5570	6760	7880
		R404A	2720	3490	4330	5460	6460	8150	-	-
CCK400	4.0	R134a	-	-	3230	4380	5620	7200	8840	10410
		R404A	3470	4510	5710	7000	8370	10290	-	-
CCK500	5.0	R134a	-	-	3980	5210	6700	8510	10130	11650
		R404A	4180	5460	6760	8260	9990	12030	-	-

DIMENSIONS

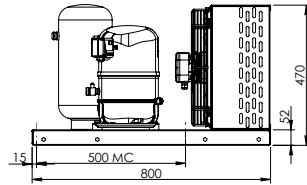
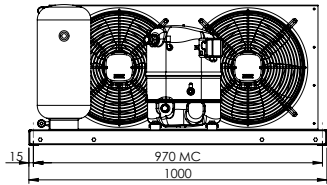
CCKS175



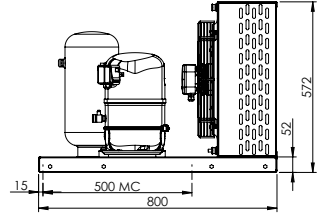
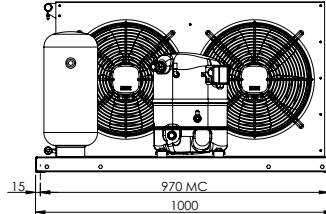
CCKS200, CCKS225, CCK225



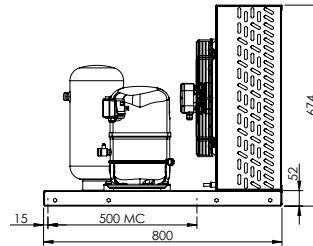
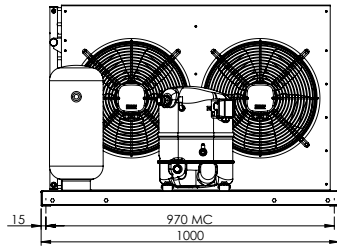
CCKS275, CCK275, CCK300



CCK400



CCK500



NTS (mm)
MC = Mounting Bolt Centers
Accessories not shown

TECHNICAL DATA

MODEL	COMPRESSOR					CONDENSER					RECEIVER	CONNECTIONS		Noise Level (dba) (3)	Wgt (kg)
	Nom. hp	Model	Voltage	RLA Amps	LRA Amps	Model	Airflow (l/sec)	Fan Motors			Capacity (kg) (2)	Suction	Liquid		
								No. (1)	Tot. Watts	Tot. Amps					
CCKS175	1.75	CS10K6E-PFJ	220-240/1/50	10.1	55.0	NQ150	730	1 x 350	145	0.7	3.7	3/4"	3/8"	60	67
CCKS200	2.0	CS12K6E-PFJ	220-240/1/50	10.9	55.0	NQ200	710	1 x 350	145	0.7	3.7	3/4"	3/8"	61	70
CCKS225	2.25	CS14K6E-PFJ	220-240/1/50	12.5	58.0	NQ250	980	1 x 400	260	1.5	3.7	3/4"	3/8"	61	70
CCKS275	2.75	CS18K6E-PFJ	220-240/1/50	13.6	64.0	NQ300	1460	2 x 350	290	1.5	3.7	3/4"	3/8"	64	86
CCK225	2.25	CS14K6E-TFD	380-420/3/50	4.7	28.0	NQ250	980	1 x 400	260	1.5	3.7	3/4"	3/8"	61	70
CCK275	2.75	CS18K6E-TFD	380-420/3/50	5.4	32.7	NQ300	1460	2 x 350	290	1.5	3.7	3/4"	3/8"	64	86
CCK300	3.0	CS20K6E-TFD	380-420/3/50	5.1	40.0	NQ300	1460	2 x 350	290	1.5	3.7	3/4"	1/2"	64	88
CCK400	4.0	CS27K6E-TFD	380-420/3/50	8.5	55.8	NQ400	1510	2 x 350	290	1.5	6.2	7/8"	1/2"	64	98
CCK500	5.0	CS33K6E-TFD	380-420/3/50	9.9	59.8	NQ500	1470	2 x 350	290	1.5	8.8	7/8"	1/2"	64	108

NOTES:

- All fans 220-240/1/50
- R404A pump down capacity @ 80% full for 32° C liquid temp.
- All noise level ratings are "free field" based at a distance of 3.0 mtrs from source and are given as a guide only.

The company reserves the right to make specification changes without notice. NZ 20/10/2020

PATTON



The company reserves the right to make specification changes without notice. 20/10/2020

