

Saving time is easy – just pack the right tools

Flexible solutions with LENO™ balancing valves.



LENO™ MSV-BD

Rotating measuring/
drain station

LENO™ MSV-BD valve with internal thread

Type	K_{vs} (m ³ /h)	Connection	Code No.
MSV-BD DN 15 LF	2.5	R _p ½"	003Z4000
MSV-BD DN 15	3.0	R _p ½"	003Z4001
MSV-BD DN 20	6.0	R _p ¾"	003Z4002
MSV-BD DN 25	9.5	R _p 1"	003Z4003
MSV-BD DN 32	18.0	R _p 1¼"	003Z4004
MSV-BD DN 40	26.0	R _p 1½"	003Z4005
MSV-BD DN 50	40.0	R _p 2"	003Z4006

LENO™ MSV-BD valve with external thread

Type	K_{vs} (m ³ /h)	Connection	Code No.
MSV-BD DN 15 LF	2.5	G ¾ A*	003Z4100
MSV-BD DN 15	3.0	G ¾ A*	003Z4101
MSV-BD DN 20	6.0	G 1 A	003Z4102

All LENO™ valves are made of DZR, corrosion resistant brass.

* Eurocone DIN V 3838.



LENO™ MSV-B valve with internal thread

Type	K_{vs} (m ³ /h)	Connection	Code No.
MSV-B DN 15 LF	2.5	R _p ½"	003Z4030
MSV-B DN 15	3.0	R _p ½"	003Z4031
MSV-B DN 20	6.0	R _p ¾"	003Z4032
MSV-B DN 25	9.5	R _p 1"	003Z4033
MSV-B DN 32	18.0	R _p 1¼"	003Z4034
MSV-B DN 40	26.0	R _p 1½"	003Z4035
MSV-B DN 50	40.0	R _p 2"	003Z4036

LENO™ MSV-B valve with external thread

Type	K_{vs} (m ³ /h)	Connection	Code No.
MSV-B DN 15 LF	2.5	G ¾ A*	003Z4131
MSV-B DN 15	3.0	G ¾ A*	003Z4130

All LENO™ valves are made of DZR, corrosion resistant brass.

* Eurocone DIN V 3838

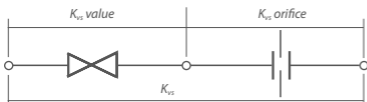


LENO™ MSV-O

Venturi orifice

LENO™ MSV-O valve with internal thread

Type	K_{vs} (m ³ /h)	Connection	Code No.
MSV-B DN 15 LF	0.63	R _p ½"	003Z4020
MSV-B DN 15	2.8	R _p ½"	003Z4021
MSV-B DN 20	5.7	R _p ¾"	003Z4022
MSV-B DN 25	9.7	R _p 1"	003Z4023
MSV-B DN 32	16.6	R _p 1¼"	003Z4024
MSV-B DN 40	25.4	R _p 1½"	003Z4025
MSV-B DN 50	37.9	R _p 2"	003Z4026



k_{vs} valve => k_{vs} across the cone

k_{vs} orifice => k_{vs} across the valve

k_{vs} => includes orifice and cone



LENO™ MSV-S

Partner valve/
High quality ball valve

LENO™ MSV-S valve with internal thread

Type	K_{vs} (m ³ /h)	Drain flow K_{vs} (m ³ /h)	Connection	Code No.
MSV-S DN 15	3.0	0.3	R _p ½"	003Z4011
MSV-S DN 20	6.0		R _p ¾"	003Z4012
MSV-S DN 25	9.5		R _p 1"	003Z4013
MSV-S DN 32	18.0		R _p 1¼"	003Z4014
MSV-S DN 40	26.0		R _p 1½"	003Z4015
MSV-S DN 50	40.0		R _p 2"	003Z4016

LENO™ MSV-S valve with external thread

Type	K_{vs} (m ³ /h)	Drain flow K_{vs} (m ³ /h)	Connection	Code No.
MSV-S DN 15	3.0	0.3	G ¾" *	003Z4111
MSV-S DN 20	6.0		G 1"	003Z4112

All LENO™ valves are made of DZR, corrosion resistant brass.

* Eurocone DIN V 3838.




It is also possible to buy set solutions

To save you time and simplify logistics, Danfoss has bundled up the perfect match of LENO™ valves in order to propose LENO™ sets.

LENO™ MSV-BD/S set solution

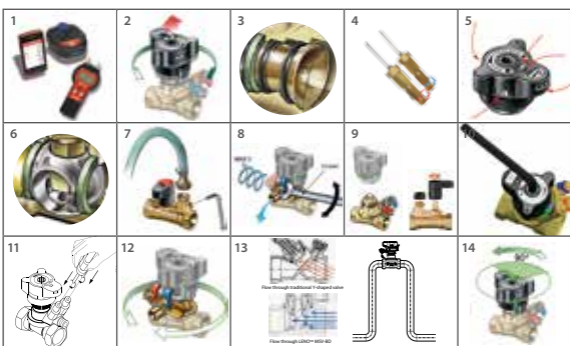
Type	K _{vs} (m ³ /h)	Drain flow K _{vs} (m ³ /h)	Connection	Code No.
MSV-BD/S DN 15	3.0	0.3	R _p ½"	003Z4051
MSV-BD/S DN 20	6.0		R _p ¾"	003Z4052
MSV-BD/S DN 25	9.5		R _p 1"	003Z4053
MSV-BD/S DN 32	18.0		R _p 1¼"	003Z4054
MSV-BD/S DN 40	26.0		R _p 1½"	003Z4055
MSV-BD/S DN 50	40.0		R _p 2"	003Z4056



All LENO™ valves are made of DZR, corrosion resistant brass.

Choose the right MSV product for you

Features	BD	B	O	S
1 Balancing/commissioning	●	●	●	
2 Presetting	●	●	●	
3 Fixed orifice			●	
4 Measuring nipples can be mounted under pressure	●	●	●	
5 Digital scale visible from more sides	●	●	●	
6 Shut-off function (ball valve)	●	●	●	●
7 Draining/filling	●			●
8 Draining/filling on both sides of the valve	●			
9 Removeable handle	●	●	●	●
10 Allen key for ball valve	●	●	●	
11 Parallel measuring nipples	●	●	●	
12 360° rotating measuring station (drain cock and measuring nipples)	●			
13 Not affected by turbulence	●	●	●	●
14 Opening/closing indicator	●	●	●	

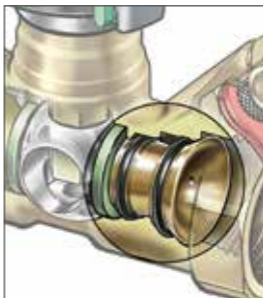


Fixed orificed

When you measure across a fixed orifice, you ease the commissioning job. A standard balancing valve will have changing k_{vs}-values. The cone is changing positions, when balancing valves are commissioned, and new presetting in measuring device is required, each time setting is changed on the valve.

LENO™ MSV-O has a fixed venturi orifice in the valve body with constant k_{vs}-value. This feature makes it possible to read flow on the measuring device, without typing in presetting.

This feature saves time for commissioning for each valve installed.



ENGINEERING
TOMORROW

Danfoss

- ① Easy mounting
- ② Easy and accurate measuring
- ③ Easy set point locking
- ④ Easy shut-off function
- ⑤ Easy and practical draining